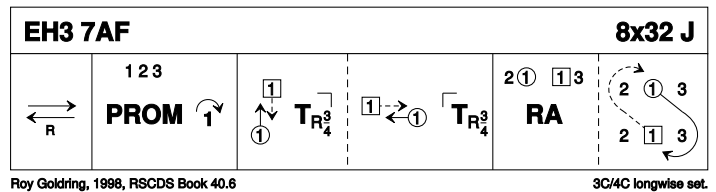


Vienna Whitsun Welcome Dance 2024

1 EH3 7AF J32 · 3/4L

Roy Goldring: RSCDS XL 6 · Crib: E-cribs · Diagram: Keith Rose's Diagrams

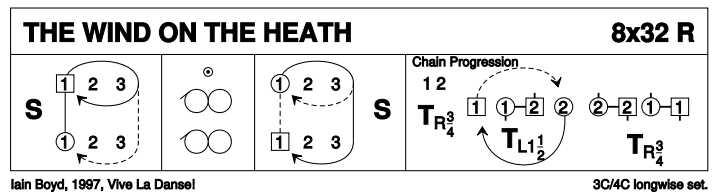
- 1- 1c lead down the middle and up, on [8]
2c+3c step in for
- 9- 1c+2c+3c Promenade, at end 1c cast off (to 2,1,3)
- 17- 1c cross Rsh | turn 1cnr RH ; cross up/dn Rsh | turn 2cnr RH (2,1x,3)
- 25- 2c+1M & 1W+3c RHA ; 1c ½Fig 8 Rsh round 4cnr (2,1,3)



2 THE WIND ON THE HEATH R32 · 3/4L

Iain Boyd: Vive La Danse! · Crib: E-cribs · Diagram: Keith Rose's Diagrams

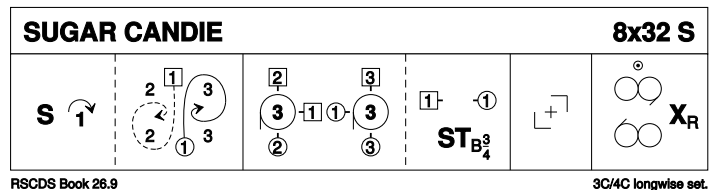
- 1- 1c set | 1W (1M following) casts behind W side and crosses below 3c, 1W dances up behind M line while 1M dances up the middle, to (1x,2,3), 1M facing out
- 9- All C Rsh Reels3 on the sides. 1M finishes facing out.
- 17- 1M (1W following) dance behind W side and crosses below 3c, 1M dances up behind M line while 1W dances up the middle, to (1,2,3) | 1c set
- 25- 1c+2c Chain Progression: (turn P RH ¾ | 1M+2W turn LH 1½ **while{4}** 1W+2M dance clw half round set and face P | turn P RH ¾) to (2,1,3)



3 SUGAR CANDIE S32 · 3/4L

RSCDS XXVI 9 · Crib: E-cribs · Diagram: Keith Rose's Diagrams

- 1- 1c set | cast off (2c up), pass Lsh and cast R round 1cnr, to finish BtoB in the centre, M facing down, W up
- 9- 1W+2c & 1M+3c circle3, at end 1c swivels R to face P ; 1c set, turn ¾ BH to face 1cnrs (open out with 1M using RH to assist P)
- 17- Turn CPCP
- 25- Reels3{6} with corners, Lsh to 1cnr, 1c cross RH to (2,1,3)

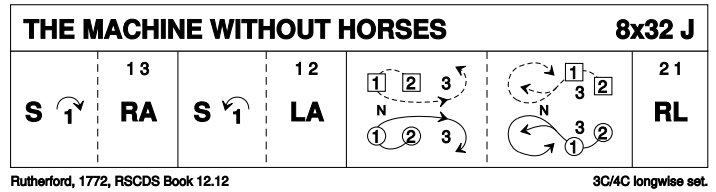


4 THE MACHINE WITHOUT HORSES

J32 · 3/4L

David Rutherford: RSCDS XII 12 · Crib: E-cribs · Diagram: Keith Rose's Diagrams

- 1- 1c set | cast off (2c up) ; 1c+3c RHA
- 9- 1c set | cast up (2c down) ; 1c+2c LHA
- 17- 1c followed by 2c dance between 3c, cast up round them, dance up, 1c cast off to 2pl, **while** 2c dance into 1pl (no loops)
- 25- 2c+1c R&L

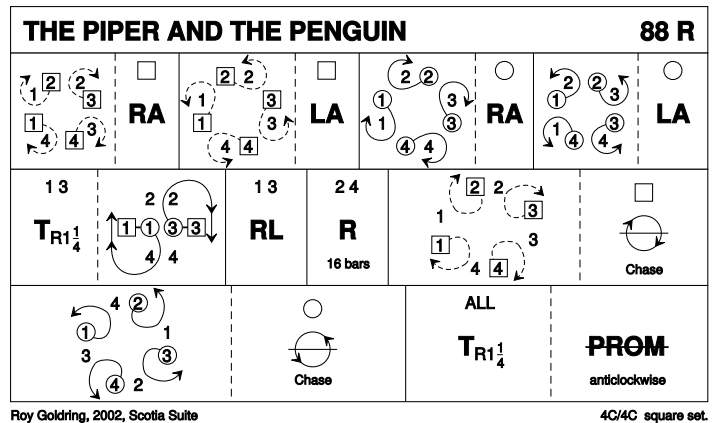


5 THE PIPER AND THE PENGUIN

R88 · 4S

Roy Goldring: The Scotia Suite of Scottish Country Dances · Crib: E-cribs · Diagram: Keith Rose's Diagrams

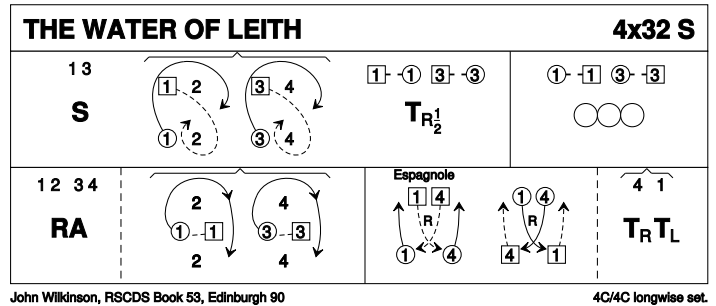
- 1-16 All W dance Rsh round cnr ; RHA in middle ; Lsh round P ; LHA in middle, to places
- 17-32 All M dance Rsh round P ; RHA in middle ; Lsh round cnr ; LHA in middle, to places
- 33-48 1c+3c turn RH 1¼ ; 1M & 3M (W following) dance between couple on the R and cast clw to places ; 1c+3c R&L
- 49-64 2c+4c repeat
- 65- All W dance into middle, swivel R and dance through own place clw half way round set
- 73- All M dance into middle, swivel L and dance through own place cclw half way round set
- 81- All turn P RH 1¼ ; promenade cclw half way round set, to own places



6 THE WATER OF LEITH S32 · 4/4L

John Wilkinson: RSCDS LIII 2 · Crib: MiniCribs · Diagram: Keith Rose's Diagrams

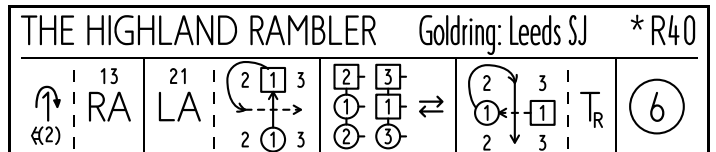
- 1-8** 1s+3s set. 1L dances down, casts up round 2M into middle facing down as 1M dances across, casts round 2L into middle facing up **while** 3s dance same round 4s. 1s+3s change places RH with partner into line of 4 in middle (M face down, L face up)
- 9-16** 1s+3s dance reel of 4 in middle
- 17-20** 1s+2s also 3s+4s dance RH across
- 21-24** 1M followed by 1L casts round 2L to 2nd place own sides as 3M followed by 3L casts round 4L to 4th place (2s+4s step up 23-24)
- 25-32** 1s+4s (middle couples) dance Espagnole
- 25-26** 1s+4s cross (Ladies lead across RH passing between Men) with Ladies changing places RH
- 27-28** 1s+4s cross back (Men lead across RH between Ladies) with Men changing places RH
- 29-32** 4s turn RH as 1s turn LH



7 THE HIGHLAND RAMBLER R40 · 3/4L

Roy Goldring: Thirty Popular Dances, Volume Two · Crib: E-cribs · Diagram: SCDDDB Contributed Cribs & Diagrams

- 1-** 1c long cast to 2pl (2c up on [3-4]; 1c+3c RHA (2,1,3)
- 9-** 2c+1c LHA, 1W faces out; 1W followed by 1M cast up round 2W and down the middle of set, 1W between 3c and 1M between 2c, all facing down
- 17-** In lines of 3 down the middle (all swivel R) and up
- 25-** 1M followed by 1W dance up, cast round 2W and into 2pl; 1c turn RH
- 33-** Circle6 and back

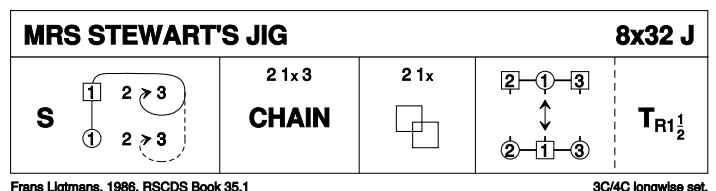


8 PROGRAMME ITEM – Intervall

9 MRS STEWART'S JIG J32 · 3/4L

Frans Ligtmans: RSCDS XXXV 1 · Crib: E-cribs · Diagram: Keith Rose's Diagrams

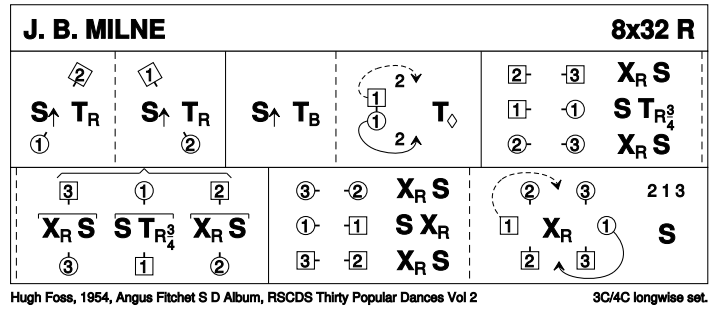
- 1-** 1c set | 1W casts, 1M following, round 3W, 1W dances up round 3M and 1M dances up the middle, 1c face 3c (2c up on 7-8) (2,1x,3)
- 9-** 2c+1c+3c G-Chain (2c cross), 2M+1M finish facing out
- 17-** 2c+1c L-Chain
- 25-** 2c+1c+3c A&R; 1c turn RH 1½ to (2,1,3)



10 J. B. MILNE R32 · 3/4L

Hugh Foss: *Thirty Popular Dances, Volume Two* · Crib: *E-cribs* · Diagram: *Keith Rose's Diagrams*

- 1- 1M+2W set adv. | turn RH ; 1W+2M repeat (1,2,3)
- 9- 1c set advancing | turn BH and open upwards ; cast off one (2c up) | Petronella Turn to: facing lines across
- 17- 1c set | turn RH $\frac{3}{4}$; set | turn RH $\frac{3}{4}$, **while(8)** 2c+3c pass RH on the sides | set ; cross RH | set
- 25- 1c set | pass RH ; cast R into 2pl, **while(6)** 2c+3c pass RH on the sides | set ; cross RH | all set. (2,1,3)

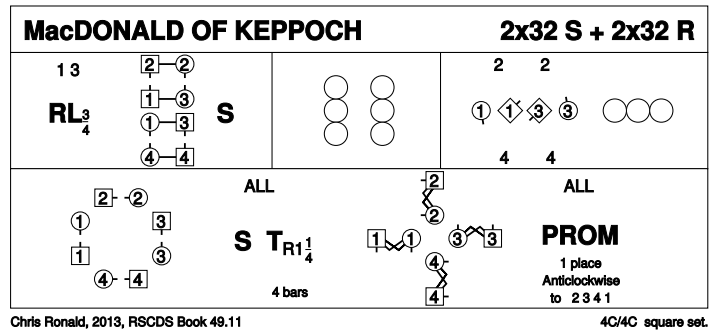


Notes: In [17–32] traditionally the corners set R to the person just passed, then L to the next person to pass. In a variant for [19–24] 1c turns BH $\frac{3}{4}$ in PdB.

11 MACDONALD OF KEPPOCH M128 · 4S

Chris Ronald: *RSCDS XLIX 11* · Crib: *E-cribs* · Diagram: *Keith Rose's Diagrams*

- 1- 1c+3c $\frac{3}{4}$ R&L to BtoB facing sides | all set
- 9- Parallel Reels4 across, 1c+3c only do half the last Lsh pass, to end in a line up and down the set
- 17- 1c+3c Lsh Reel4, 1W+3W pass Rsh in middle to start, to finish in original places
- 25- All set to P | all turn P RH $1\frac{1}{4}$ | all in promhold chase cclw $\frac{1}{4}$ (2,3,4,1)

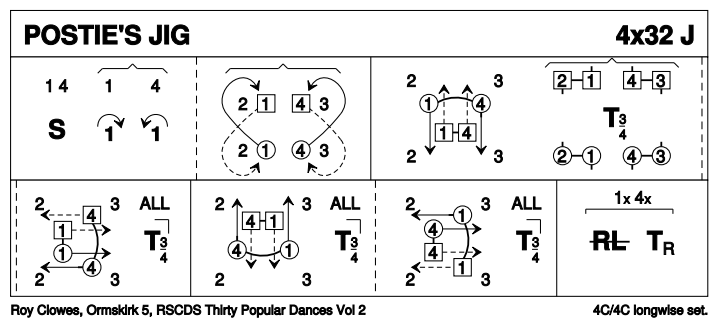


The first two turns are in Strathspey time, the second two are in Reel time.

12 POSTIE'S JIG J32 · 4/4L

Roy Clowes: *Thirty Popular Dances, Volume Two* · Crib: *E-cribs* · Diagram: *Keith Rose's Diagrams*

- 1- 1c+4c set, cast to middle positions (2c+3c step to end) ; 1c&4c $\frac{1}{2}$ Fig8 round end C (2,1x,4x,3)
- 9- 1M+4M and 1W+4W cross NHJ, (W under men's arch), turn cnr $\frac{3}{4}$ with 'free' hand ; 1c facing 4c change places NHJ (arch going up), turn cnr as before
- 17- Repeat (Men's arch ; arch going up)
- 25- 1c+4c $\frac{1}{2}$ R&L ; turn P RH



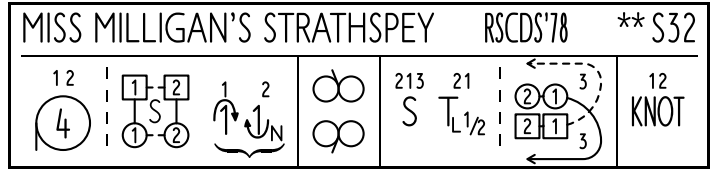
Note that both times the couple moving UP makes the arch.

13 MISS MILLIGAN'S STRATHSPEY

S32 · 3/4L

RSCDS: *The Leaflet Dances with Music* · Crib: *E-cribs* · Diagram: *SCDDB Contributed Cribs & Diagrams*

- 1- 1c+2c circle4 L, finish NHJ 1c facing 2c ; set, 1c turning in to face up | 1c cast off, 2c dance up (2,1,3)
- 9- Mirror Reels3 on the sides, 1c start down and in, join hands when possible, 2c+3c finish with loops
- 17- 2c+1c+3c set | 2c+1c ½ LH turn and face down ; lead (LHJ) down, cross below 3c and cast up (1,2,3)
- 25- 1c+2c the Knot. (2,1,3)

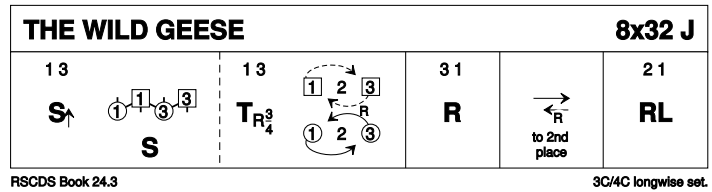


14 THE WILD GEESE

J32 · 3/4L

RSCDS XXIV 3 · Crib: *E-cribs* · Diagram: *Keith Rose's Diagrams*

- 1- 1c+3c set advancing to midline with P on R | BiL ; 1c turn ¾ RH and cast off to 3pl **while**(4) 3c turn ¾ RH and lead to 1pl (3,2,1)
- 9- Repeat [1-8] from new positions (1,2,3)
- 17- 1c lead down the middle (2c up on [19-20]) ; and up to (2,1,3)
- 25- 2c+1c R&L



15 THE REEL OF THE 51ST DIVISION

R32 · 3/4L

James Edward McCartney Atkinson: *RSCDS XIII 10* · Crib: *E-cribs* · Diagram: *SCDDB Contributed Cribs & Diagrams*

- 1- 1c set | cast off two places (2c up) and lead up to 1cnrs
- 9- 1c set to 1cnr | turn 1cnr RH and join LH in the middle ; BiL | turn ¼ LH to 2cnrs
- 17- Repeat with 2cnrs | cross to (2,1,3)
- 25- 2c+1c+3c circle6 and back.

