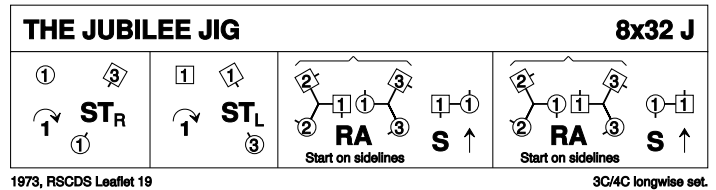


Vienna Whitsun Sunday Ball 2024

1 THE JUBILEE JIG J32 · 3/4L

RSCDS: *The Leaflet Dances with Music* · Crib: *E-cribs* · Diagram: *Keith Rose's Diagrams*

- 1- 1M casts off one (2M up) | 1M+3W set (not advancing) ; turn RH to own side
- 9- 1W casts off one (2W up) | 1W+3M set ; turn LH (to 2,1,3)
- 17- 2c+1W & 1M+3c RHA, 1c finish in centre LHJ, facing opposite sides ; 1c set | dance out to opposite side (2,1x,3)
- 25- 1M+2c & 1W+3c RHA, 1c finish in centre LHJ facing own sides ; 1c set | dance out (2,1,3).



2 THE MONTGOMERIES' RANT R32 · 3/4L

Castle Menzies (18C): RSCDS X 1 · Crib: *E-cribs* · Diagram: *SCDDB Contributed Cribs & Diagrams*

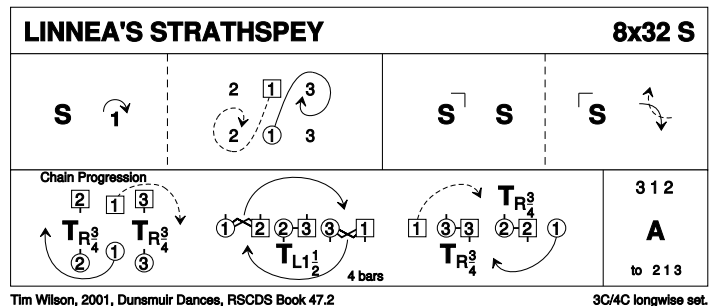
- 1- 1c cross RH | cast off (2c up) ; cross LH | cast L (W up, M down)
- 9- 2c+1W & 1M+3c Rsh Reels3 across
- 17- 1c NHJ set to 2W (swivel ½ inwards), set to 3M (veer L together), set to 3W (swivel ½ inwards), set to 2M (and face own 2cnr)
- 25- Reels3{6} on the sides, Rsh to 2cnr | 1c cross RH to 2pl



3 LINNEA'S STRATHSPEY S32 · 3/4L

Tim Wilson: *RSCDS XLVII 2* · Crib: *E-cribs* · Diagram: *Keith Rose's Diagrams*

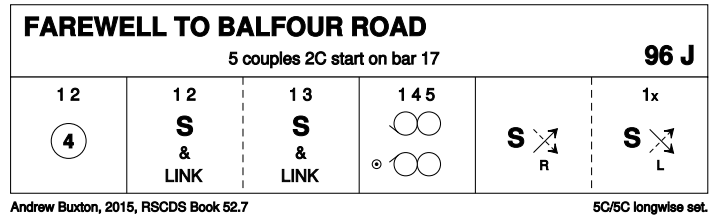
- 1- 1c set | cast off (2c up), cross Lsh and cast R round 1cnr to face 1cnr
- 9- SetH&G, at end pass Rsh to face out in 2pl
- 17- [Chaperoned Chain Progression] 1c cast ¼ clw round set **while{2}** 2c & 3c Turn RH ¾ | 2M+3W turn 1½ LH **while{4}** the others promenade ½ clw round set | 3c+2c turn RH ¾ and face up **while{2}** 1c cast ¼ clw to meet in 2pl, for
- 25- 3c+1c+2c Allemande (2,1,3)



4 FAREWELL TO BALFOUR ROAD J32 · 5/5L

Andrew Buxton: RSCDS LII 7 · Crib: SCDDDB Contributed Cribes & Diagrams · Diagram: Keith Rose's Diagrams

- 1- 1c+2c 4H round and back
- 9- 1c+2c set & link ; 1c+3c set & link
- 17- [2c start from top as 1c] 1c+4c+5c mirror reels3 on sides
- 25- 1c set | cross down RH to 4pl [4c up] ;
1c set | cross down LH to 5pl [5c up]

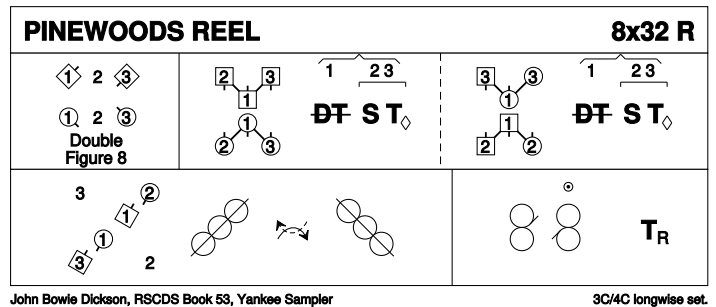


Repeat pattern until 1c are back at top but allow 5c to finish their turn [96 bars total]

5 PINEWOODS REEL R32 · 3/4L

John Bowie Dickson: RSCDS LIII 22 · Crib: E-cribs · Diagram: Keith Rose's Diagrams

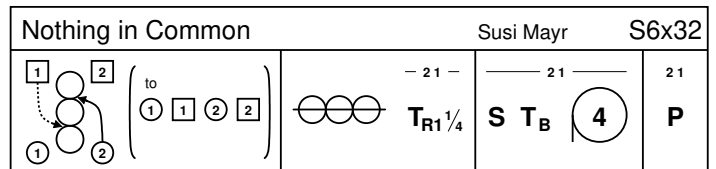
- 1- 1c+3c DblFig8 (1c cast to start) (1c finish in 2pl BtoB own side, 2c steps up)
- 9- "Petronella Triangles": 1c DTr {8} and finish facing 3cnr **while**{8} 2c+3c set | Petronella 1 place cclw ; set | Petronella 1 place cclw (to diagonally exchanged places)
- 17- ½ diagonal Reel4 with 1cnrs, pass Rsh to face 4cnr positions ; ½ diagonal Reel4 with 2cnrs, finish facing 1cnr for:
- 25- Reels3{6} across (Lsh to 1cnr), 1c turn RH (2,1,3) (but on 2nd time through 1c dance NHJ to 4pl as 4c continue the reel, casting into 3pl).



6 NOTHING IN COMMON S32 · 2/3L

Susi Mayr: The Merse Collection · Crib: E-cribs · Diagram: Heiko's Diagrams

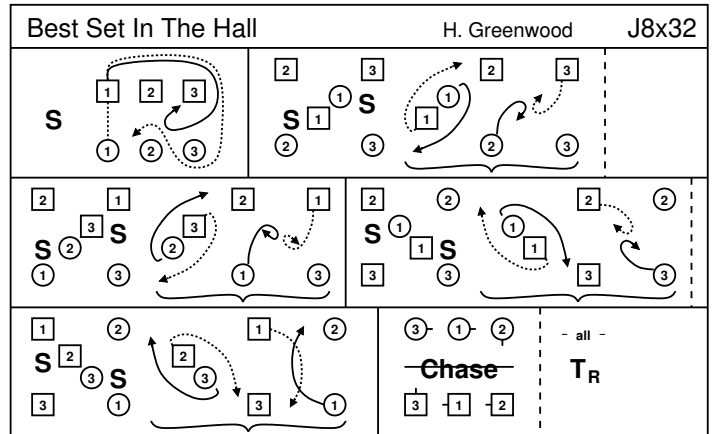
- 1- Reel4 across, 1W+2M pass Lsh to start, at the end 1M+2W curve clw to bring 1M, 1W, 2M, 2W onto midline, all facing P.
- 9- 1c+2c ½ Reel4 ; turn P RH 1¼ to (2,1)
- 17- 2c+1c set | turn BH ; into Circle4 L
- 25- 2c+1c Pousette



7 BEST SET IN THE HALL J32 · 3/4L

Helen Greenwood: RSCDS XLVI 7 · Crib: E-cribs · Diagram: Heiko's Diagrams

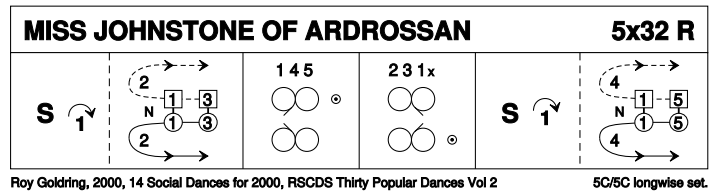
- 1- 1c set | 1W (1M follows) casts off 2, crosses, W dances up behind M line, and M dances up the middle, 1c face 1cnr (2c up)
- 9- 1c set to 1cnr | 1c cast Rsh round each other to 3cnr position **while(2)** 1cnrs dance into centre, and swivel R to face own cnr ; repeat, 1cnrs finishing in exchanged places, and 1c facing 2cnr
- 17- Repeat with 2cnrs (3x,1x,2x)
- 25- All chase clw ½ round ; all turn RH. (2,1,3)



8 MISS JOHNSTONE OF ARDROSSAN R32 · 5/5L

Roy Goldring: Thirty Popular Dances, Volume Two · Crib: E-cribs · Diagram: Keith Rose's Diagrams

- 1- 1c set | cast off (2c up) ; 1c followed by 3c dance up and cast round 2c to (2,3,1,4,5)
- 9- 1c+4c+5c mirror Reels3, 1c cross down to enter, 4c start out and up (2,3,1x,4,5)
- 17- 2c+3c+1c mirror Reels3, 1c cross up to enter, 3c start out and down
- 25- 1c set | cast off to 4pl (4c up) ; 1c followed by 5c dance up and cast round 4c to (2,3,4,5,1)



9 SCHIEHALLION M128 · 4S

Hugh A Thurston: RSCDS LIII 17 · Crib: E-cribs · Diagram: SCDDDB Contributed Cribs & Diagrams

Strathspey

- 1-16** 'Chorus' ½G-Chain (1 step/hand, start with P) ; all set H.Schottische to P. Repeat [1-8], M finish in centre & face out
- 17-** 'Diamond' All M dance a fling step (e.g. rocking step) **while{8}** W Petronella, ending ½ way round
- 25-** All pairs Turn RH ½, all W ½ LHA ; all turn P RH 1¼ (to places)
- 33-48** 'Chorus' Repeat [1-16], finishing for
- 49-** 'Criss-cross' All ½RHA, W in middle, M outside ; All W dance to place of the M in front **while{2}** he dances to place of the W in front | Change back the same way (W pass behind M!) to original wheel
- 57-** Repeat [49-54] | dance out to original positions and clap twice

SCHIEHALLION (Sq.)		Thurston		*** S64+R64	
S'SPEY CHAIN	HS R	ROCKING STEP & PETRONELLA (16 bars)	R	BIG STAR & CRISS-CROSS (16 bars)	
REEL CHAIN	SPIN TURN R	13 — S ₁ T _B (4)	24 R	R 65-80	SCHIEHALLION REELS (16 bars)

Reel

- 65-80** 'Chorus' All ½ G-Chain (1 step per hand, start with P) ; all turn P twice with R arm in elbow grip. Repeat [1-8], to places
- 81-** 'Turn and round' 1c+3c set advancing and turn opposite BH ; Circle4 L, to places
- 89-** 2c+4c repeat
- 97-112** 'Chorus' Repeat [1-16], W finish facing out
- 113-** 'Schiehallion Reel' All M dance through the centre to next W's place on R **while{2}** all W dance
- 128** loop R to P's place | repeat interchanging M and W ; repeat these 4 bars 3 times to finish in own place

10 PROGRAMME ITEM – Intervall

11 CITY OF STIRLING REEL R32 · 3/4L

Roy Goldring: RSCDS LIII 20 · Crib: E-cribs · Diagram: SCDDDB Contributed Cribs & Diagrams

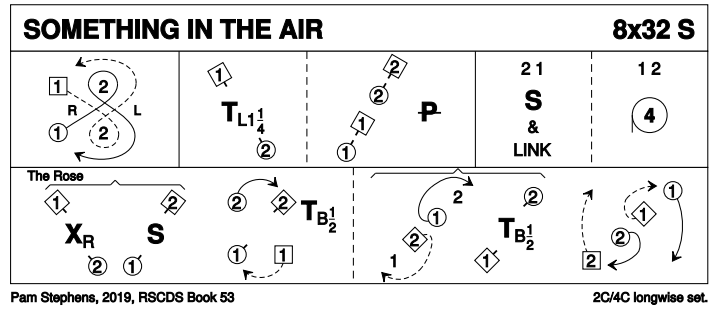
- 1-** 1c+2c Snowball G-Chain (4 hands of 2 bars), to start 1c+2c change place RH on the side (3x,1x,2x) (1W no polite turn at the end)
- 9-** 1c cross Rsh | Turn 3cnr pos. RH ½ ; with cnr following pass Lsh on the diagonal and curve into 2plx, the cnrs returning to own 1cnr positions
- 17-** 1c cross Lsh | Turn 4cnr pos. LH ½ ; with cnr following pass Rsh on the diagonal and curve into 2plx, the cnrs returning to own 2cnr positions (2,1x,3)
- 25-** All turn P RH ; 1c ½ Fig8 L (W up, M dn) (2,1,3)

CITY OF STIRLING REEL		Goldring		** R32	
1-2 3	2 1-3	2-3 1	3 2-1	3 2-1	3 2-1
1-2 3	2 1-3	2-3 1	3 2-1	3 2-1	3 2-1
X _(R) T _R 1/2 (pers)	3 2-1	R _L	ALL T _R	2 1 3	2 1 3

12 SOMETHING IN THE AIR S32 · 2/4L

Pam Stephens: RSCDS LIII 8 · Crib: E-cribs · Diagram: Keith Rose's Diagrams

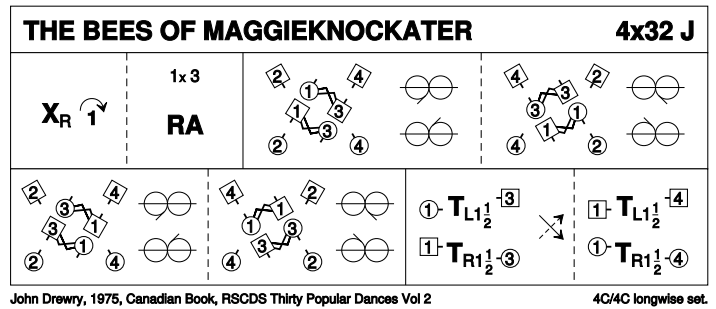
- 1- 1c Fig8 down round 2c giving RH then LH when crossing (1,2)
- 9- 1W+2M turn LH1¼ into 1diag facing P ; ½ Poussette (2,1)
- 17- 2c+1c Set&Link ; Circle4 L (1,2)
- 25- Rose Progression (2,1)



13 THE BEES OF MAGGIEKNOCKATER J32 · 4/4L

John Drewry: Thirty Popular Dances, Volume Two · Crib: E-cribs · Diagram: Keith Rose's Diagrams

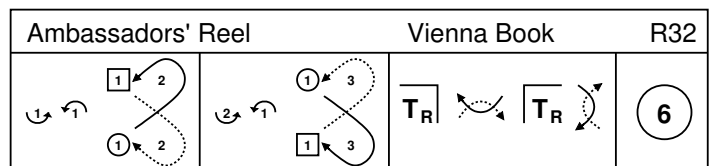
- 1- 1c cross RH | cast off (2c up) ; 1c+3c RHA, finish as pairs 1M+3W & 3M+1W facing out on W/M side in promhold
- 9- Pairs+ 2c+4c Rsh ½Reels3 on sides ; pairs meet & take P in promhold for Lsh ½Reels3 on sides
- 17- Meet and repeat (as pairs Rsh ½Reels3 ; with P Lsh ½Reels3)
- 25- 1c (passing inside) turn 3c 1½ Easy Hand ; 1c cross and passing inside turn 4c EH 1½ (to 2,3,4,1)



14 THE AMBASSADORS' REEL R32 · 3/4L

Susi Mayr: Vienna Book of Scottish Country Dances · Crib: E-cribs · Diagram: Heiko's Diagrams

- 1- 1c dance between 2c and cast up ; ½ Fig8 down round 2c,
- 9- 1c dance down between 3c (2c up) ; cast up, ½ Fig8 down round 3c (2,1,3)
- 17- 1c turn 1cnr RH, pass Rsh, turn 2cnr RH, pass Rsh into
- 25- Circle6 and back (2,1,3)

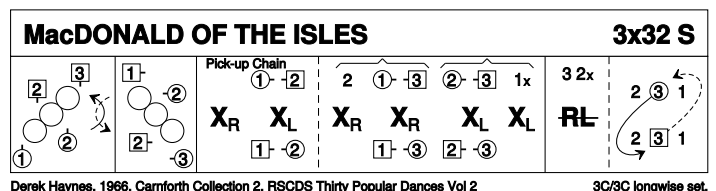


Deviser's Note: 1c can choose handing freely ; the timing is fluid, the barring only an approximation

15 MACDONALD OF THE ISLES S32 · 3/3L

Derek Haynes: Thirty Popular Dances, Volume Two · Crib: E-cribs · Diagram: Keith Rose's Diagrams

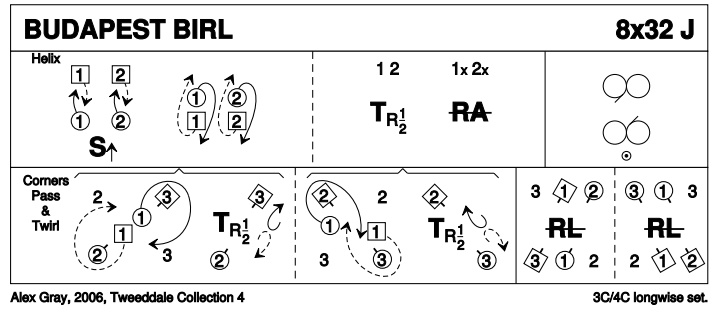
- 1- 2c diagonal Reel4 with 1cnrs, at end dance Lsh round P to face 2cnrs
- 9- 2c diagonal Reel4 with 2cnrs (2cnr loop by the R) (to 1,2,3)
- 17- 1c+2c+3c "snowball" G-Chain (1c begin, 2 bars per hand) (to 3,2x,1)
- 25- 3c+2c ½ R&L ; 3c ½ Fig8 R (3M up, 3W down) (2,3,1)



16 BUDAPEST BIRL J32 · 3/4L

Alex Gray: Tweeddale Collection, Volume 4 · Crib: E-cribs · Diagram: Keith Rose's Diagrams

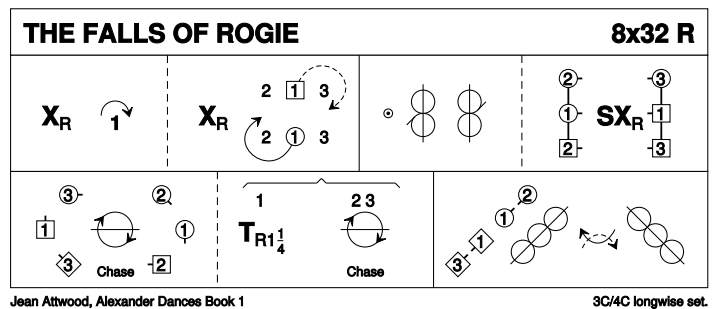
- 1- 1c+2c "The Helix" [set passing Rsh | cast R to own place ; turn P RH ½ | ½ RHA] (2,1,3)
- 9- Reels3 on sidelines, 1c Rsh to 3cnrs, finishing facing 1cnrs
- 17- 1c+1cnrs pass, cnrs turn RH ½, face and cast away to exchanged places as 1c meet and pass Rsh ; repeat with 2cnrs (to 3x,1,2x)
- 25- Diagonal R&L (2,1,3)



17 THE FALLS OF ROGIE R32 · 3/4L

Jean Attwood: Alexander Dances Book 1 · Crib: E-cribs · Diagram: Keith Rose's Diagrams

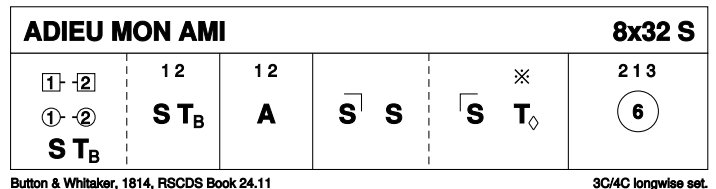
- 1- 1c cross RH | cast (2c up) ; cross RH | cast R (M up, W down)
- 9- ½ Reels3 across (Lsh to 2cnr) ; set in lines across | all cross up/down RH
- 17- Corners chase once clw **while(8)** 1c chase half way clw and turn RH 1¼ to face 1cnr positions
- 25- ½ diag. Reel4 with 1cnrs, 1c pass Rsh ; ½ diag. Reel4 with 2cnrs, 1c passing Rsh to 2pl.



18 ADIEU MON AMI S32 · 3/4L

RSCDS XXIV 11 · Crib: E-cribs · Diagram: Keith Rose's Diagrams

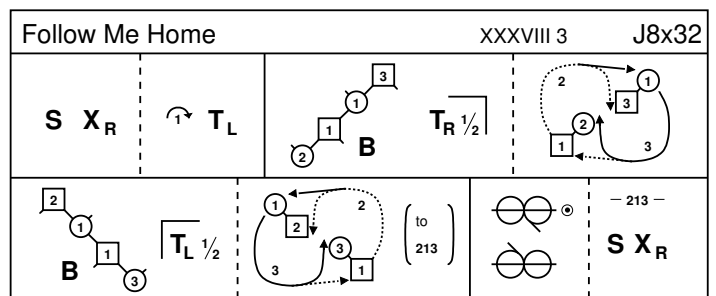
- 1- 1c set to 2c | turn that person BH ; 1c+2c set to P, turn BH into
- 9- 1c+2c Allemande, 1c finish facing 1cnr
- 17- SetH&G , on [23-24] petronella turn with clap to 2pl (2,1,3)
- 25- All Circle6 and back (2,1,3)



19 FOLLOW ME HOME J32 · 3/4L

Ellie Briscoe: RSCDS XXXVIII 3 · Crib: E-cribs · Diagram: Heiko's Diagrams

- 1- 1c set | cross RH ; cast off (2c up) | turn ¾ LH
- 9- BiL with 1cnrs | ½ turn 1cnrs RH ; 1c followed by 1cnrs chase clw round 4cnrs to leave 1cnrs in exchanged places, and join LH to 2cnr, RH to P
- 17- BiL with 2cnrs | ½ turn 2cnrs LH ; 1c followed by 2cnrs chase cclw, 1c crossing Lsh to 2plx facing out (3x,1x, 2x)
- 25- ½ Lsh Reels3 on the sidelines ; All set and cross (2,1,3)



20 THE DEIL AMANG THE TAILORS

R32 · 3/4L

RSCDS XIV 7 · Crib: E-cribs · Diagram: SCDDDB Contributed Cribs & Diagrams

- 1- 1c+2c set, ½ RHA ; set, ½ LHA
- 9- 1c lead down the middle and up, 2c step in for
- 17- 1c+2c Allemande
- 25- 2c+1c+3c circle6 and back.

THE DEIL AMANG THE TAILORS RSCDS XIV 7 *R32			
$\overset{12}{S} \overline{RA} S \overline{LA}$	\rightleftharpoons	$\overset{12}{A}$	⑥